


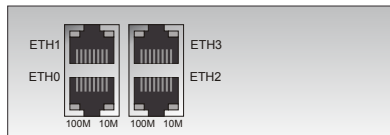


### LANTIME M300

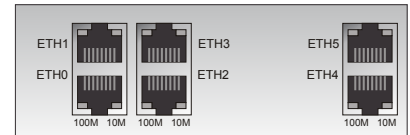
Type of Receiver: GPS, GLN, MRS, MGR, PZF, MSF, WWVB, TCR, RDT



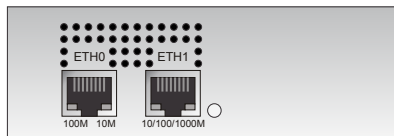
Standard Configuration




/LNE/



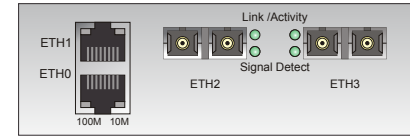
/2LNE/



/1GE/



/3GE/

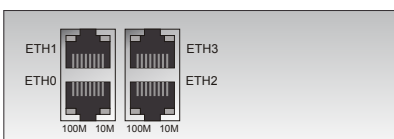


/LFO/

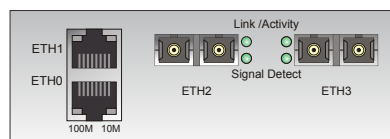


### LANTIME M600

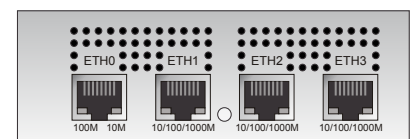
Type of Receiver: GPS, GLN, MRS, MGR



Standard Configuration



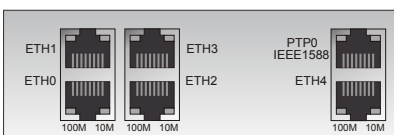
/LFO/



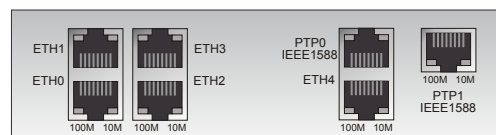
/3GE/

### LANTIME M600

with IEEE 1588 PTPv2 Option



/PTPv2/



/2PTPv2/ (M600/MRS)